



HISTO SPOT[®] SSO System

High
resolution
available
now!

The most convenient automated HLA typing system

HISTO SPOT[®] SSO System

for organ transplant, registry and disease association typing

Transplantation Diagnostics

Automated high throughput HLA typing without ambiguities on the 1st field level with:

HISTO SPOT[®] 4D Kits: The standard for low-medium resolution

HISTO SPOT[®] On-Call Typing Kit: Most convenient for urgent samples

Flexible high resolution* typing with complementary wells for single samples and loci:

HISTO SPOT[®] 4D Kits

HISTO SPOT[®] Xtend Kits

Take a flexible strategy and decide about high resolution depending on requirements or as a second step after having the low resolution result



Disease Associations

HISTO SPOT® Coeliac Disease Kit

Results give you the risk assignment for Coeliac Disease

HISTO SPOT® B 4D KIT

Suitable for typing

- B*27 – Morbus Bechterew et al.
- B*57 – Hypersensitivity reaction to Abacavir
- B*51 – Behcet's Disease

Our Recommendations – Your Choice: Automated high resolution HISTO SPOT® SSO

ADVANTAGES COMPARED TO HIGH RES SSP

- no low resolution pre-typing necessary
- no stock of allele group specific typing kits required
- no gels – no manual interpretation
- but the same flexibility

ADVANTAGES COMPARED TO SBT

- fully automated
- easy and straight forward
- high resolution results in less than 3 hours
- Null alleles included


Automated SSO assay on the MR.SPOT[®] Processor



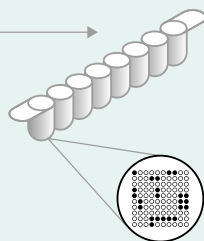
The way it works



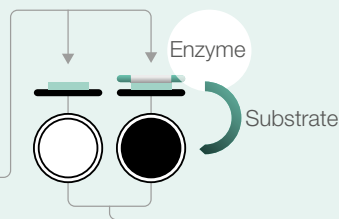
DNA Extraction



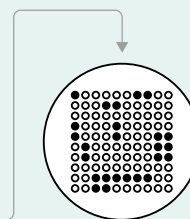
Locus-specific amplification with biotinylated primers in a standard PCR



Hybridisation of the amplicon to SSO probes fixed on the bottom of the well of a microwell plate:



Colourimetric reaction to detect positive probes



The resulting pattern of positive probes is interpreted as genotype

There is one test per well!

1

2

3

4

5

Thermal cycler

MR.SPOT[®] processor



HISTO MATCH software



MR. SPOT® makes your life easier

The standardised and automated process guarantees high precision and fast results

The MR. SPOT® processor runs the whole assay from amplicon to result. Due to fully automated washing and pipetting, the plug and play instrument makes handling very easy. Moreover, MR. SPOT® automatically records the results by an integrated camera and transfers the image to the HISTO MATCH software for convenient interpretation.



HISTO MATCH Software

designed for your needs

Use
HISTO MATCH
for interpretation of
your **HISTO TYPE**
SSP results, too!

HISTO MATCH software convenient interpretation and data management

The user friendly HISTO MATCH software is the central workstation of the HISTO SPOT® system

- Convenient management of all relevant data regarding patients, samples, worklists, kits, users and processors in a Microsoft SQL Server database
- Efficient workflow management and tracking of samples and results
- Intuitive interpretation tools for reviewing and editing results
- Customised typing reports
- Network installations including the MR.SPOT® processor and several workplaces based on Microsoft SQL Server
- Integration in LIM systems with customised interfaces, including Helmberg SCORE software
- HISTO MATCH is available in different languages (e.g. English, French, Italian, Spanish, German, Russian)



Product	REF	Package
HLA class I kits		
HISTO SPOT® A 4D	726010	96 tests
HISTO SPOT® A Xtend	726011	24 tests
HISTO SPOT® B 4D	726020	96 tests
HISTO SPOT® B Xtend	726021	24 tests
HISTO SPOT® C 4D	726030	96 tests
HLA class II kits		
HISTO SPOT® DRB1 4D	726040	96 tests
HISTO SPOT® DRB1 Xtend	726041	24 tests
HISTO SPOT® DRB3/4/5	726045	24 tests
HISTO SPOT® DQB1 4D / DQA1	726051	96 tests
HISTO SPOT® DPB1	726060 726061	96 tests 24 tests
Special application kits		
HISTO SPOT® On-Call Typing Kit	726070	10 tests
HISTO SPOT® Coeliac Disease	726071	48 tests
Device		
MR.SPOT® Processor	726100	1
Accessories		
HISTO MATCH Software	726102	1

**Fully
automated
SSO assay
with MR.SPOT®**

We are the experts for HLA and blood group diagnostics

With **more than 30 years of experience** BAG Health Care is the specialist for HLA and blood group diagnostics. As an independent, global operating company we offer **permanent ongoing development** of our products and services.

Our motivation is to **exceed the expectations of our customers** and partners. Hence, we support them with **extraordinary service** and **new ways of thinking – capable, fast and spot-on.**